

24 200m Individual Medley Women Final

Official





















Qualified

Summary

1 Final 13 years

Official



heat Started at: 06:55 PM

Lane	Competitor	Age	Club	RT	FINA	Rank	Result
0	 Lily Porter	13	 Jasi ...	+0.67		9	2:45.48 Entry: 2:43.36 + 7.88 50m: 34.55 100m: 1:16.24 (41.69) 150m: 2:05.97 (49.73) 200m: 2:45.48 (39.51)
1	 Shyla Kenn...	13	 Aqua...			7	2:41.79 Entry: 2:41.04 + 9.25 50m: 35.17 100m: 1:16.30 (41.13) 150m: 2:04.71 (48.41) 200m: 2:41.79 (37.08)
2	 Francesca ...	13	 Gree...			2	2:33.28 Entry: 2:38.30 - 5.02 50m: 34.09 100m: 1:11.35 (37.26) 150m: 1:57.08 (45.73) 200m: 2:33.28 (36.20)
3	 Laila Upton	13	 Capit...	+0.74		3	2:34.87 Entry: 2:36.60 - 1.73 50m: 33.02 100m: 1:14.26 (41.24) 150m: 2:00.04 (45.78) 200m: 2:34.87 (34.83)
4	 Charlotte M...	13	 Troja...			1	2:32.61 Entry: 2:33.57 - 0.96 50m: 33.38 100m: 1:11.31 (37.93) 150m: 1:57.03 (45.72) 200m: 2:32.61 (35.58)
5	 Grace Wills	13	 TBS...			6	2:38.96 Entry: 2:33.79 + 4.83 50m: 33.25 100m: 1:12.61 (39.36) 150m: 1:59.72 (47.11) 200m: 2:38.96 (39.24)
6	 Laura Men...	13	 Selw...				DSQ - 5.30
7	 Olivia John...	13	 Muri...			4	2:37.56 Entry: 2:40.50 - 2.94 50m: 33.66 100m: 1:11.41 (37.75) 150m: 2:00.83 (49.42) 200m: 2:37.56 (36.73)
8	 Mia Spenc...	13	 Whar...			5	2:37.88 Entry: 2:41.09 - 3.21 50m: 33.51 100m: 1:11.65 (38.14) 150m: 2:00.70 (49.05) 200m: 2:37.88 (37.18)
9	 Hannah Tse	13	 Unite...			8	2:42.51 Entry: 2:44.90 - 2.39 50m: 34.77 100m: 1:16.47 (41.70) 150m: 2:01.57 (45.10) 200m: 2:42.51 (40.94)



2 Final 14 years

Official



heat Started at: 07:00 PM



Lane	Competitor	Age	Club	RT	FINA	Rank	Result
0	 Talia Chaney	14	 Puke...			8	2:39.65 Entry: 2:41.72 - 2.07



50m: 34.98 100m: 1:13.14 (38.16)
150m: 2:01.55 (48.41) 200m: 2:39.65 (38.10)



1  **Agatha Do...** 14  **Wha...** 10 **2:41.40**
Entry: 2:39.80 + 8.40
50m: 34.10 100m: 1:15.13 (41.03)
150m: 2:02.20 (47.07) 200m: 2:41.40 (39.20)



2  **Bella Sheri...** 14  **Tawa...** 4 **2:34.97**
Entry: 2:37.96 - 2.99
50m: 31.85 100m: 1:12.35 (40.50)
150m: 2:00.11 (47.76) 200m: 2:34.97 (34.86)



3  **Paige Fran...** 14  **Cent...** +0.52 1 **2:33.49**
Entry: 2:36.07 - 2.58
50m: 32.66 100m: 1:13.09 (40.43)
150m: 1:58.67 (45.58) 200m: 2:33.49 (34.82)



4  **Ashlee Baars** 14  **Vikin...** 3 **2:34.26**
Entry: 2:34.34 - 0.08
50m: 33.34 100m: 1:11.41 (38.07)
150m: 1:57.44 (46.03) 200m: 2:34.26 (36.82)

5  **Frankie Do...** 14  **TBS...** 2 **2:34.09**
Entry: 2:35.17 - 1.08
50m: 31.24 100m: 1:08.57 (37.33)
150m: 1:59.19 (50.62) 200m: 2:34.09 (34.90)

6  **Edie Jackson** 14  **Evol...** 6 **2:35.85**
Entry: 2:37.37 - 1.52
50m: 32.23 100m: 1:10.82 (38.59)
150m: 1:59.90 (49.08) 200m: 2:35.85 (35.95)

7  **Brooke Spe...** 14  **Gree...** 5 **2:35.40**
Entry: 2:39.34 - 3.94
50m: 32.66 100m: 1:10.67 (38.01)
150m: 1:59.26 (48.59) 200m: 2:35.40 (36.14)

8  **Ashleigh Fox** 14  **Nort...** 9 **2:39.77**
Entry: 2:40.74 - 0.97
50m: 33.73 100m: 1:14.08 (40.35)
150m: 2:02.88 (48.80) 200m: 2:39.77 (36.89)

9  **Bella Eala...** 14  **Nort...** 7 **2:38.34**
Entry: 2:42.04 - 3.70
50m: 33.37 100m: 1:12.39 (39.02)
150m: 2:01.52 (49.13) 200m: 2:38.34 (36.82)

3 Final 15 years









Official

heat Started at: 07:04 PM

Lane	Competitor	Age	Club	RT	FINA	Rank	Result
0	 Jade Hens...	15	 Selw...	+0.57		9	2:38.41 Entry: 2:39.20 - 0.79 50m: 32.78 100m: 1:13.60 (40.82) 150m: 2:02.33 (48.73) 200m: 2:38.41 (36.08)
1	 Keira Hughes	15	Taieri ...			8	2:38.37 Entry: 2:38.29 + 9.92 50m: 33.26 100m: 1:13.56 (40.30) 150m: 2:02.22 (48.66) 200m: 2:38.37 (36.15)
2	 Layla Mac...	15	 Selw...			4	2:33.59 Entry: 2:36.03 - 2.44 50m: 32.92 100m: 1:11.27 (38.35) 150m: 1:58.11 (46.84) 200m: 2:33.59 (35.48)

3	Annabel Gr...	15	Nels...	3	2:32.35 Entry: 2:35.39 -3.04
	50m: 31.71 150m: 1:56.20 (48.20)		100m: 1:08.00 (36.29) 200m: 2:32.35 (36.15)		
4	Holly Stanf...	15	Gree... +0.60	2	2:31.67 Entry: 2:32.24 -0.57
	50m: 31.59 150m: 1:54.37 (47.58)		100m: 1:06.79 (35.20) 200m: 2:31.67 (37.30)		
5	Mia Cain-T...	15	Nels...	1	2:30.00 Entry: 2:32.91 -2.91
	50m: 31.42 150m: 1:54.81 (46.79)		100m: 1:08.02 (36.60) 200m: 2:30.00 (35.19)		
6	Natalie Sturt	15	Jasi ...	5	2:34.73 Entry: 2:35.94 -1.21
	50m: 34.39 150m: 1:58.14 (43.65)		100m: 1:14.49 (40.10) 200m: 2:34.73 (36.59)		
7	Sascha Bell	15	Bay ...	6	2:36.87 Entry: 2:36.17 +9.30
	50m: 33.52 150m: 2:01.71 (47.52)		100m: 1:14.19 (40.67) 200m: 2:36.87 (35.16)		
8	Anika Moleta	15	Ice B...	7	2:37.87 Entry: 2:39.02 -1.15
	50m: 33.93 150m: 2:00.25 (45.11)		100m: 1:15.14 (41.21) 200m: 2:37.87 (37.62)		
9	Amelia Croft	15	Man...		DSQ -3.12

4 Final 16-18 years								Official
heat Started at: 07:09 PM								
Lane	Competitor	Age	Club	RT	FINA	Rank	Result	
0	Tyler McNa...	16	Puke...	+0.53		8	2:39.65 Entry: 2:39.71 -0.06	
	50m: 34.48 150m: 2:03.40 (48.88)		100m: 1:14.52 (40.04) 200m: 2:39.65 (36.25)					
1	Ellinor Hine	17	Nels...			6	2:36.28 Entry: 2:38.99 -2.71	
	50m: 32.31 150m: 1:59.78 (49.23)		100m: 1:10.55 (38.24) 200m: 2:36.28 (36.50)					
2	Erin Scott	16	Wha...			7	2:37.15 Entry: 2:37.14 +9.99	
	50m: 33.56 150m: 1:59.85 (47.22)		100m: 1:12.63 (39.07) 200m: 2:37.15 (37.30)					
3	Heidi Uys	17	Swim...			5	2:35.29 Entry: 2:34.28 +8.99	
	50m: 33.79 150m: 1:57.18 (43.70)		100m: 1:13.48 (39.69) 200m: 2:35.29 (38.11)					
4	Mia Booth	17	Tawa... +0.62			1	2:29.32 Entry: 2:32.72 -3.40	
	50m: 30.97 150m: 1:54.71 (46.08)		100m: 1:08.63 (37.66) 200m: 2:29.32 (34.61)					
5	Nancy Joh...	16	Gree...			3	2:31.87 Entry: 2:33.68 -1.81	
	50m: 32.19 150m: 1:56.10 (45.49)		100m: 1:10.61 (38.42) 200m: 2:31.87 (35.77)					

6	 Meg Shuker	17	 Puke...	2	2:31.57 Entry: 2:36.56 -4.99
	50m: 33.32		100m: 1:13.48 (40.16)		
	150m: 1:56.97 (43.49)		200m: 2:31.57 (34.60)		
7	 Amalia Cab...	17	 Swim...	4	2:35.13 Entry: 2:37.35 -2.22
	50m: 34.23		100m: 1:15.36 (41.13)		
	150m: 1:59.96 (44.60)		200m: 2:35.13 (35.17)		
8	 Kate Dekker	17	 Liz v...	10	2:39.99 Entry: 2:39.20 +9.21
	50m: 35.20		100m: 1:14.21 (39.01)		
	150m: 2:02.44 (48.23)		200m: 2:39.99 (37.55)		
9	 Ayla Davie	17	 Mata...	9	2:39.75 Entry: 2:40.40 -0.65
	50m: 34.53		100m: 1:14.32 (39.79)		
	150m: 2:03.47 (49.15)		200m: 2:39.75 (36.28)		